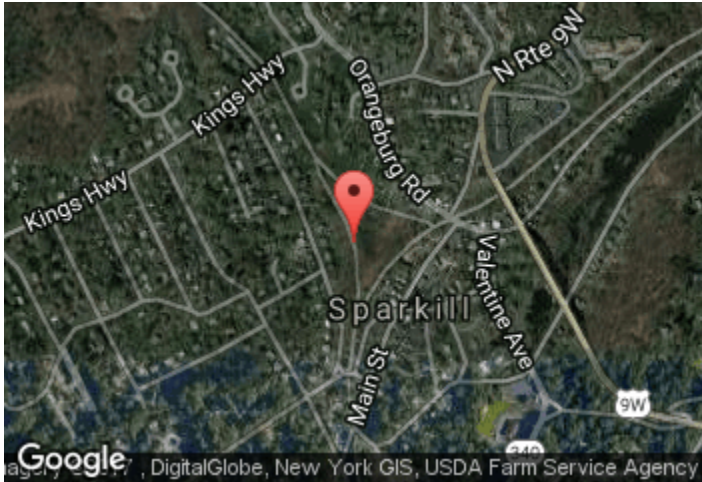


# JB Clarke Rail Trail at Sparkill

Period Analyzed: Friday, September 08, 2017 to Wednesday, October 25, 2017

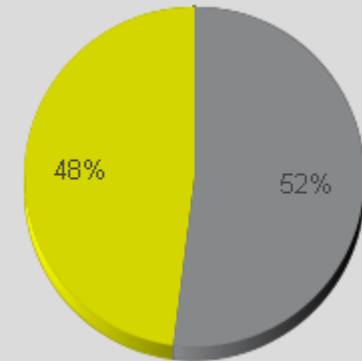


## Key Figures

- Total Traffic for the Period Analyzed: 12,896
- Daily Average: 269  
Weekdays: 223 / Weekend days: 380
- Busiest Day of the Week: Sunday
- Busiest Days of the Period Analyzed:
  1. Sunday, September 10, 2017 (457)
  2. Sunday, October 01, 2017 (453)
  3. Sunday, September 17, 2017 (445)
- Distribution by Direction:

■ IN: 48%

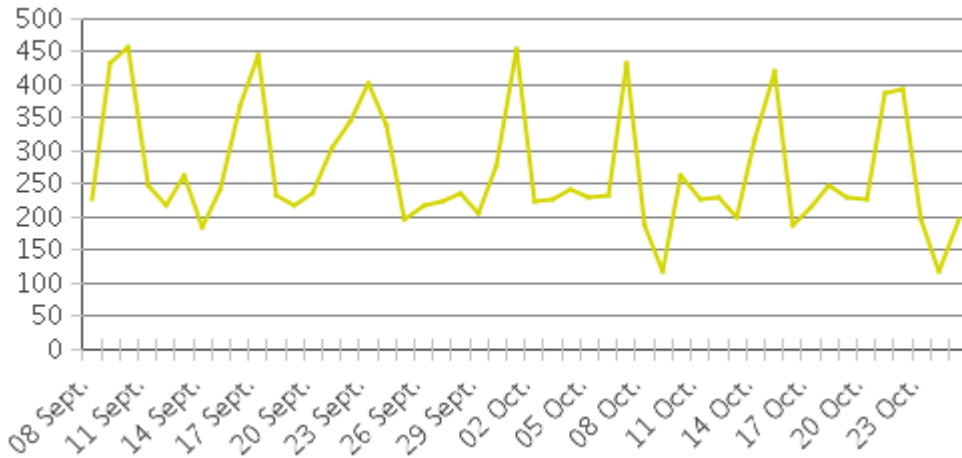
■ OUT: 52%



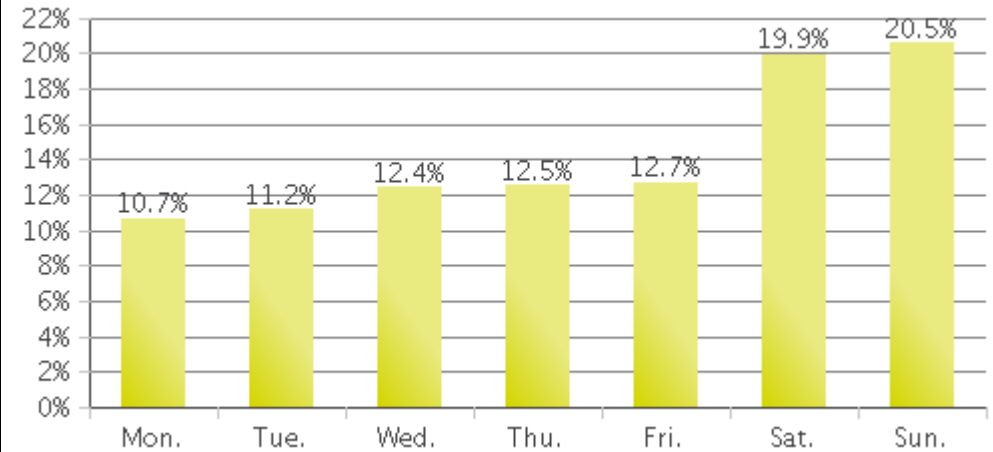
# JB Clarke Rail Trail at Sparkill

Period Analyzed: Friday, September 08, 2017 to Wednesday, October 25, 2017

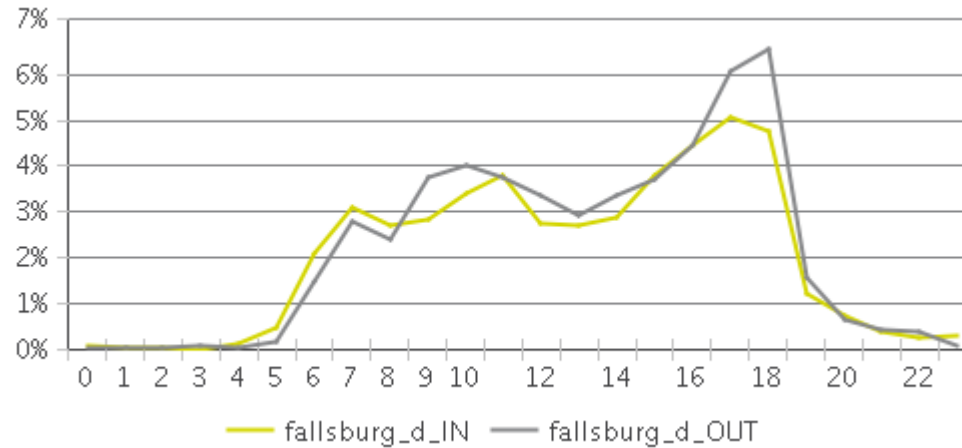
### Daily Data



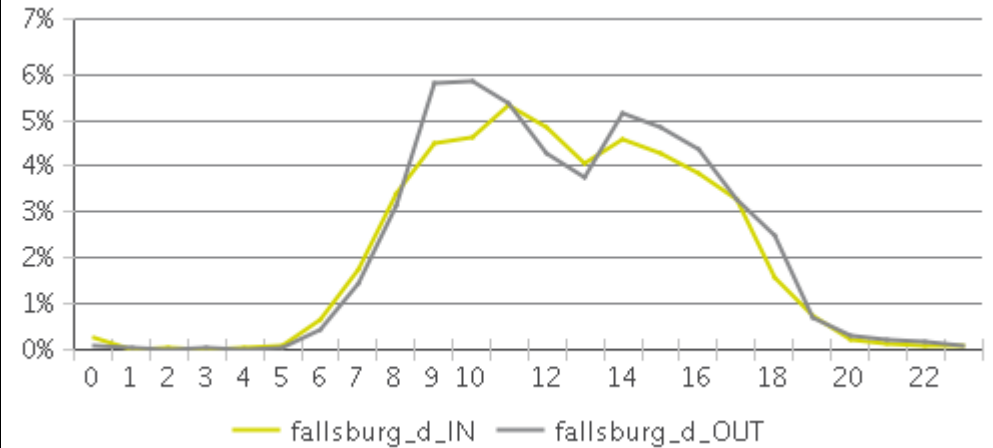
### Weekly Profile



### Hourly Profile during Weekdays



### Hourly Profile during the Weekend



**Peak Times** – Weekdays, 9:00 AM – 11 AM and 4:00 PM – 6:00 PM; Weekends, 8:00 AM – 10:00 AM and 2:00 PM – 4:00 PM