

# Esposito Rail Trail at 1<sup>st</sup> St, Piermont

Period Analyzed: Thursday, September 07, 2017 to Wednesday, October 25, 2017

## Key Figures

- Total Traffic for the Period Analyzed: 9,047
- Daily Average: 185
  - Weekdays: 134 / Weekend days: 312
- Busiest Day of the Week: Sunday
- Busiest Days of the Period Analyzed:
  1. Sunday, October 01, 2017 (387)
  2. Sunday, September 10, 2017 (386)
  3. Sunday, October 15, 2017 (381)

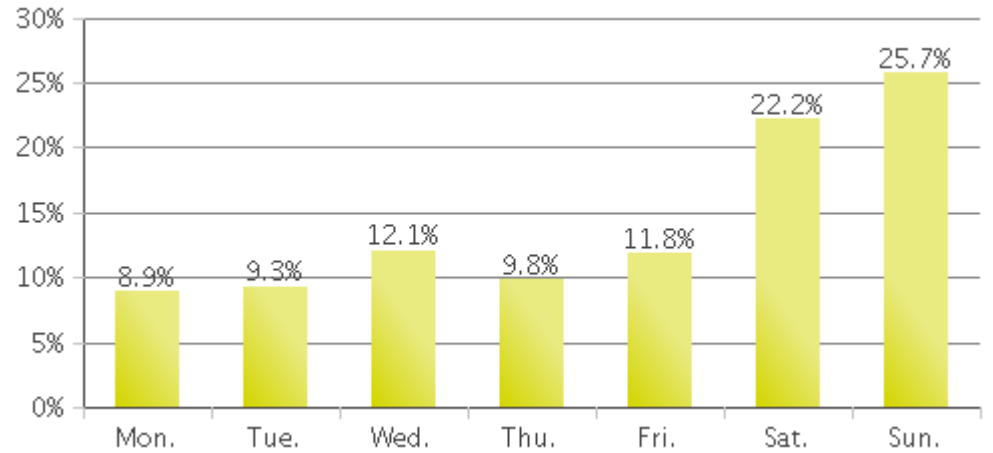
# Esposito Rail Trail at 1<sup>st</sup> St, Piermont

Period Analyzed: Thursday, September 07, 2017 to Wednesday, October 25, 2017

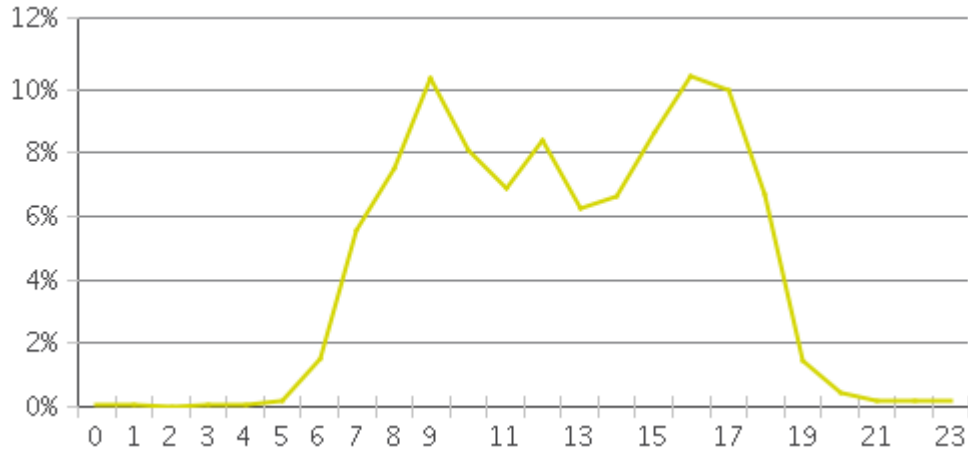
### Daily Data



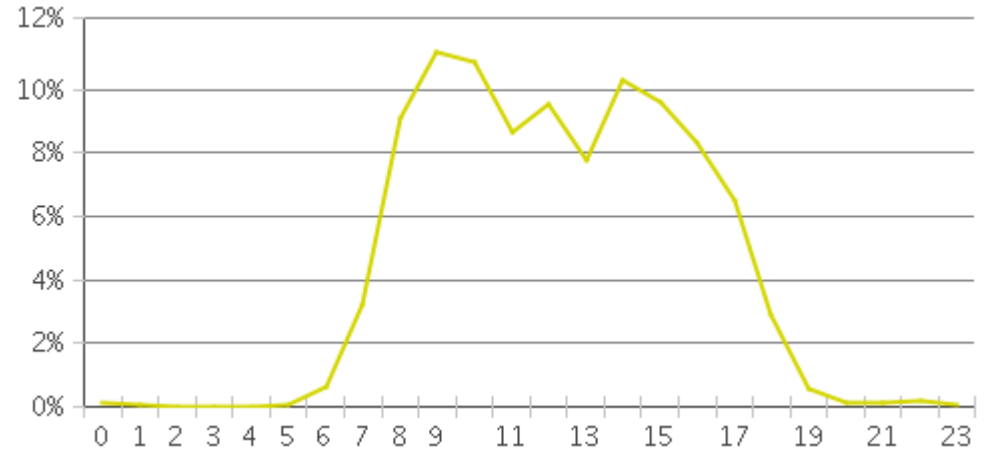
### Weekly Profile



### Hourly Profile during Weekdays



### Hourly Profile during the Weekend



Peak Times – Weekdays, 8:30 AM and 4:00 PM; Weekends – 8:30 AM and 1:30 PM