



A Full Service Sign Company
20-H Mountainview Ave

Post and panel sign

(1) 36" h x 72" w x 2" deep
header cabinet
(2) 8" h x 72" w x 2" deep
tenant word bar panels
double sided

3.25" x 3.25"
extruded aluminum
posts

26 sq. ft. total

Set-back 20 ft. from
property line

digitally printed
graphics

 PMS 200

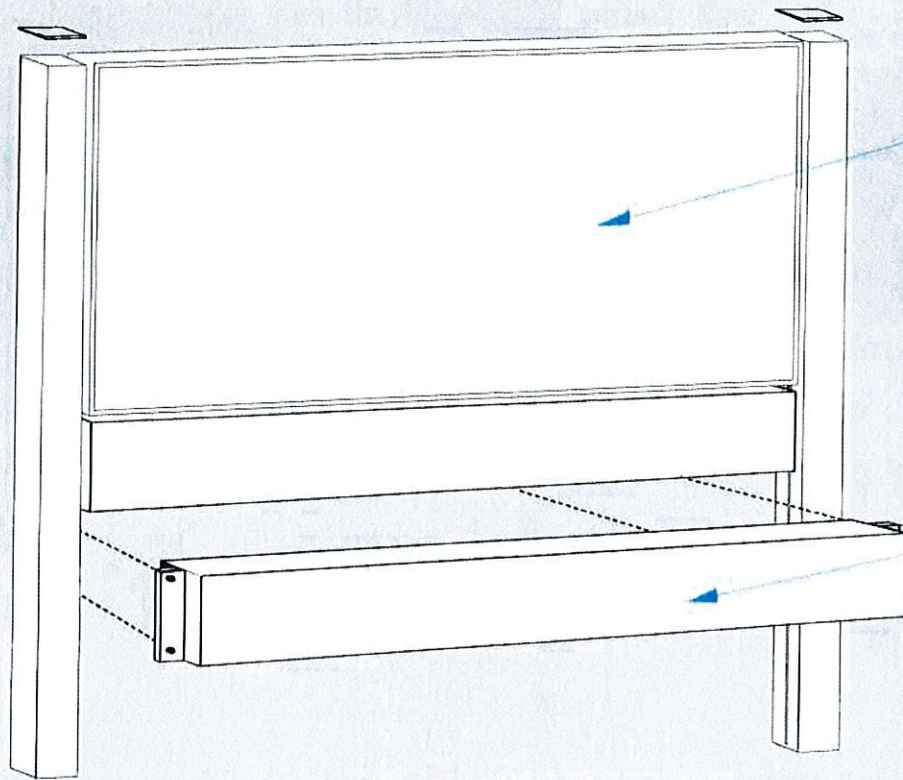
 PMS 109



Post and panel sign with 2 tenant panel




A Full Service Sign Company
20-H Mountainview Ave

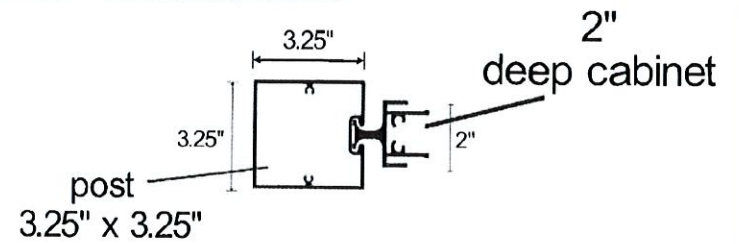



36" x 72" x 2" deep
sign cabinet with
3/4" retainer and
removable aluminum
panels

(2) 8" x 72" x 2" deep
word bar panels
aluminum panels



sign components





A Full Service Sign Company
20-H Mountainview Ave

Post and panel sign

(1) 36"h x 72"w x 2" deep header cabinet
(2) 8"h x 72"w x 2" deep tenant word bar panels double sided

3.25" x 3.25" extruded aluminum posts

26 sq. ft. total

Set-back 20 ft. from property line

digitally printed graphics

 PMS 200

 PMS 109

LIO ZONE
LOT #8

CORPORATE

DRIVE

160' x 60'
SIGNAGE FOR BIRDA JACKETS
& CORPORATE DRIVE

4 Spaces + 1 H.C. Space 3 Spaces

EXISTING 1 STORY BRICK BUILDING

LIO ZONE
LOT #2

LOADING DOCK AREA

11 Spaces

11 Spaces

10 Spaces

62' RD'

PROPERTY LINE

LIO ZONE
LOT #3

RECEIVED

BY: _____

SITE PLAN

78.00 - 59

NEW JERSEY RESIDENTIAL ZONE