

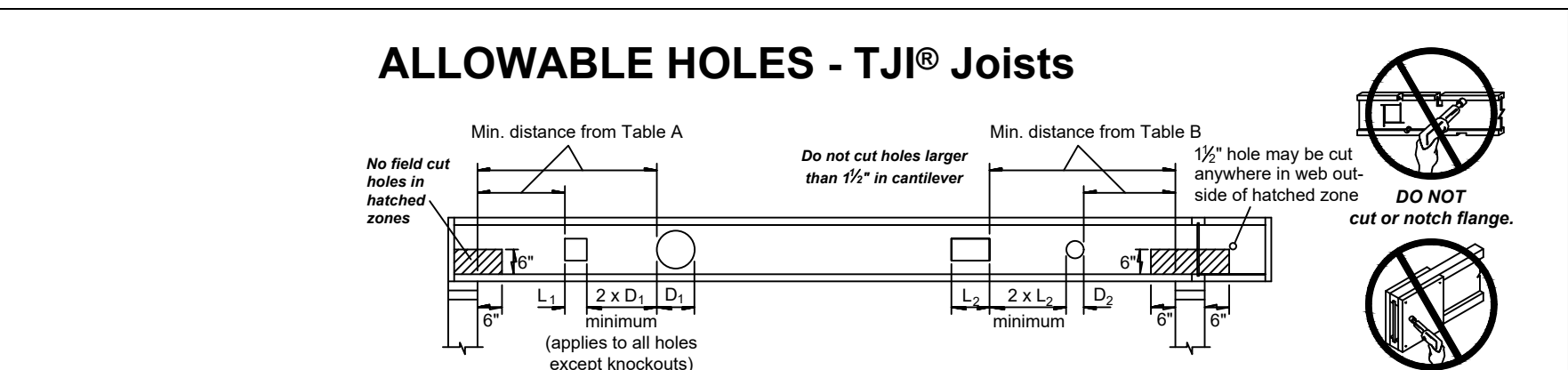
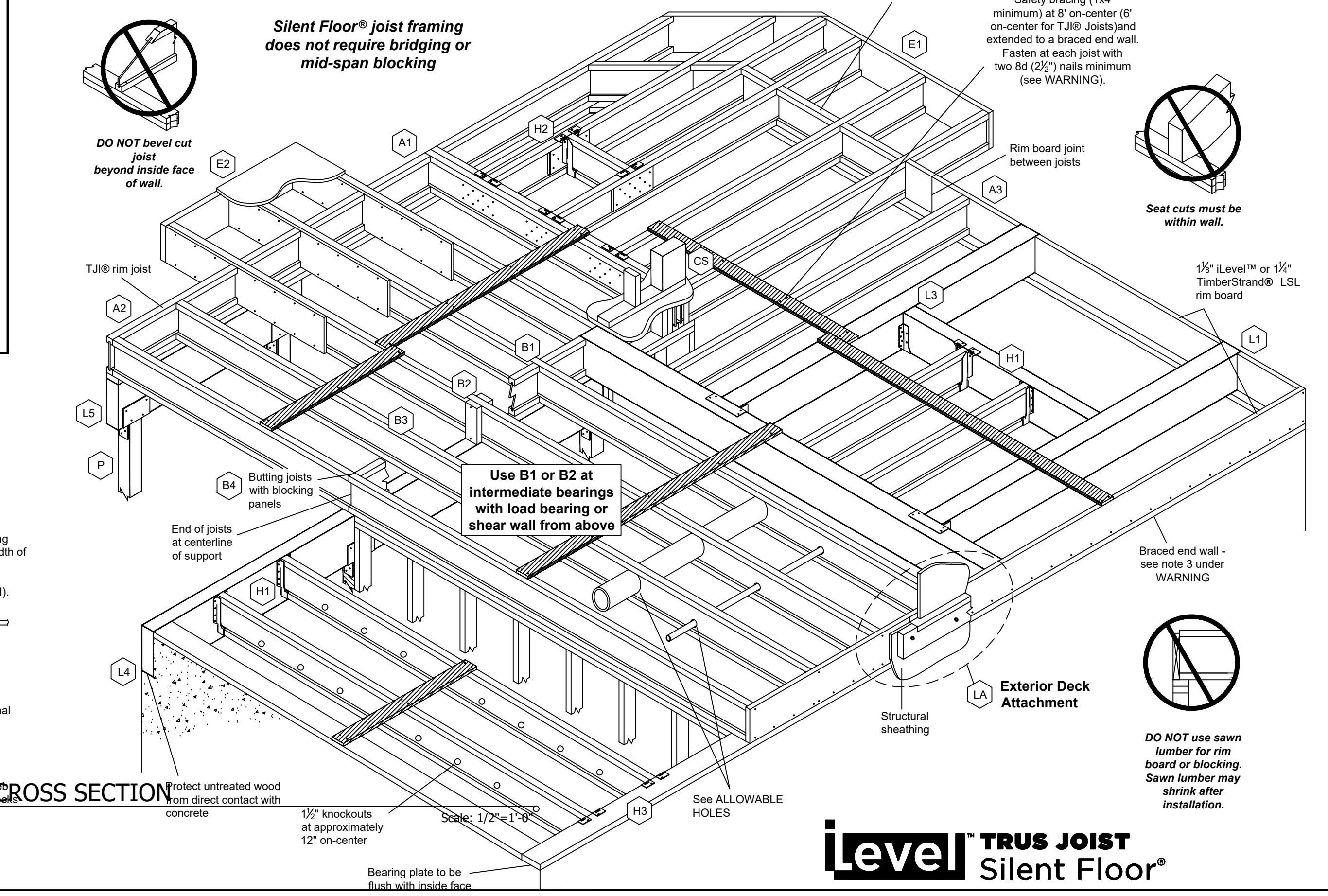
### FASTENING OF FLOOR PANELS

Nail Size	Closest On-Center Spacing per Row			
	TJI®	Rim Board	TimberStrand® LSL	MicroLam® LVL
8d (2 1/2") box	2 1/2"	2"	6"	4"
8d (2 1/2") common	3"	2"	6"	4"
10d (3"), 12d (3 1/2") box	3"	2"	6"	4"
10d (3"), 12d (3 1/2") common	4 1/2"	3"	6"	4"
16d (3 3/4") common	N/A	4"	16"	8"

### FILLER and BACKER BLOCK SIZES

Depth	110		210		230 or 360		560		100C or 300C		400C	
	9 1/2" or 11 1/2"	14"	9 1/2" or 11 1/2"	14"	9 1/2" or 11 1/2"	14"	18" or 20"	11 1/2" or 14"	18" or 20"	9 1/2" or 11 1/2"	14"	18" or 20"
Filler Block (Detail H2)	2x6	2x8	2x6	2x8	2x6	2x8	2x6	2x8	2x6	2x8	2x6	2x8
Backer Block (Detail F1 or H3)	2x6	2x8	2x6	2x8	2x6	2x8	2x6	2x8	2x6	2x8	2x6	2x8



### Table A - End Support

Minimum distance from edge of hole to inside face of nearest end support

DEPTH	TJI®	ROUND HOLE SIZE						SQUARE OR RECTANGULAR HOLE SIZE					
		2"	3"	4"	6"	8"	10"	4"	6"	8"	10"	12"	15"
9 1/2"	110	1-0"	1-0"	1-0"	1-0"	1-0"	1-0"	1-0"	1-0"	1-0"	1-0"	1-0"	1-0"
	210	1-0"	1-0"	1-0"	1-0"	1-0"	1-0"	1-0"	1-0"	1-0"	1-0"	1-0"	
	230	1-0"	1-0"	1-0"	1-0"	1-0"	1-0"	1-0"	1-0"	1-0"	1-0"	1-0"	
	360	1-0"	1-0"	1-0"	1-0"	1-0"	1-0"	1-0"	1-0"	1-0"	1-0"	1-0"	

### Table B - Intermediate or Cantilever Support

Minimum distance from edge of hole to inside face of nearest intermediate or cantilever support

DEPTH	TJI®	ROUND HOLE SIZE						SQUARE OR RECTANGULAR HOLE SIZE					
		2"	3"	4"	6"	8"	10"	4"	6"	8"	10"	12"	15"
9 1/2"	110	1-0"	1-0"	1-0"	1-0"	1-0"	1-0"	1-0"	1-0"	1-0"	1-0"	1-0"	1-0"
	210	1-0"	1-0"	1-0"	1-0"	1-0"	1-0"	1-0"	1-0"	1-0"	1-0"	1-0"	
	230	1-0"	1-0"	1-0"	1-0"	1-0"	1-0"	1-0"	1-0"	1-0"	1-0"	1-0"	
	360	1-0"	1-0"	1-0"	1-0"	1-0"	1-0"	1-0"	1-0"	1-0"	1-0"	1-0"	

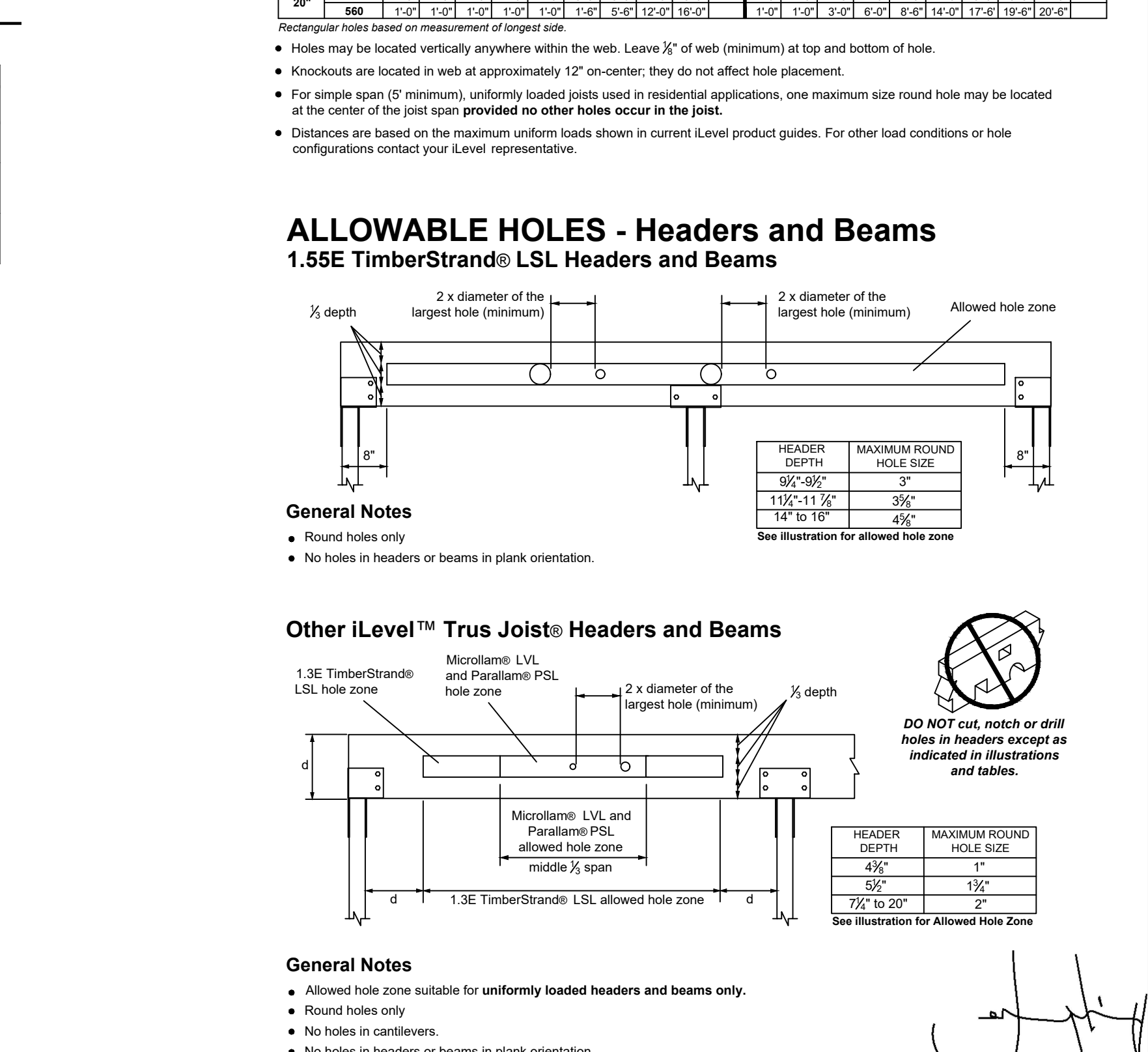
### ALLOWABLE HOLES - Headers and Beams

#### 1.55E TimberStrand® LSL Headers and Beams

HEADER DEPTH	MAXIMUM ROUND HOLE SIZE	
	1/2" depth	3/4" depth
9 1/2" - 11 1/2"	3 3/4"	3 3/4"
14" - 18"	4 1/2"	4 1/2"
18" - 20"	4 1/2"	4 1/2"

HEADER DEPTH	MAXIMUM ROUND HOLE SIZE	
	1/2" depth	3/4" depth
4 1/2"	1 1/2"	1 1/2"
5 1/2" - 7"	1 3/4"	1 3/4"
7 1/2" - 20"	2"	2"



JOB NO: 222-136  
 DATE: 08/04/22  
 SCALE: AS NOTED  
 DRN. BY: EAA

**Jenny R. Zuniga-Casal**  
 ARCHITECT

Jenny R. Zuniga-Casal Architecture LLC  
 77 Sierra Vista Lane, Valley Cottage, NY, 10989  
 Tel: 845.598.1613 Fax: 845.512.8290  
 Email: jzuniga000@msn.com

REGISTERED ARCHITECT  
 JENNY R. ZUNIGA-CASAL  
 STATE OF NEW YORK  
 029774-01

PROPOSE NEW STRUCTURE

COMMERCIAL SPACE  
 39 WILLIAMS RD  
 PEARL RIVER, NY 10965

DRAWING NO.: **A-8**

