


SIGN #26 (SF DIRECTIONAL) - LARGE

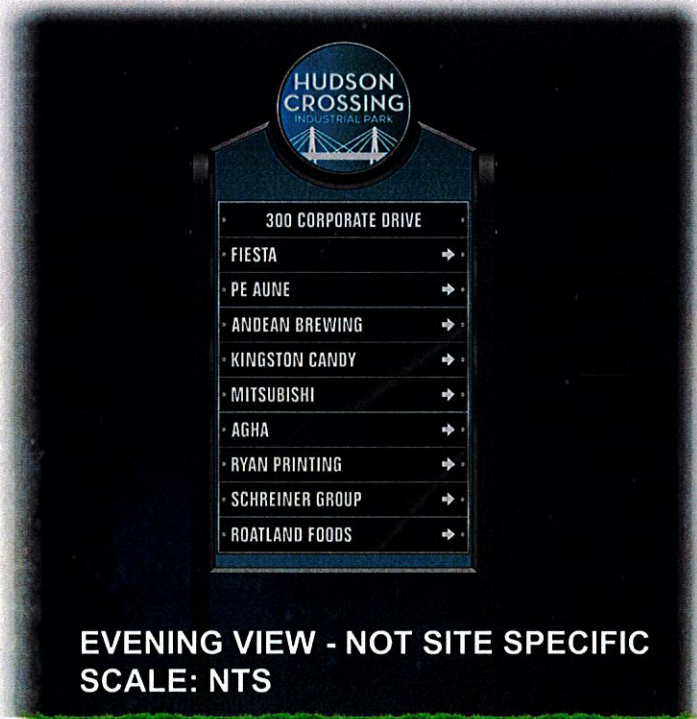
FIELD SURVEY REQUIRED SQUARE FOOTAGE: 30 SQ. FT



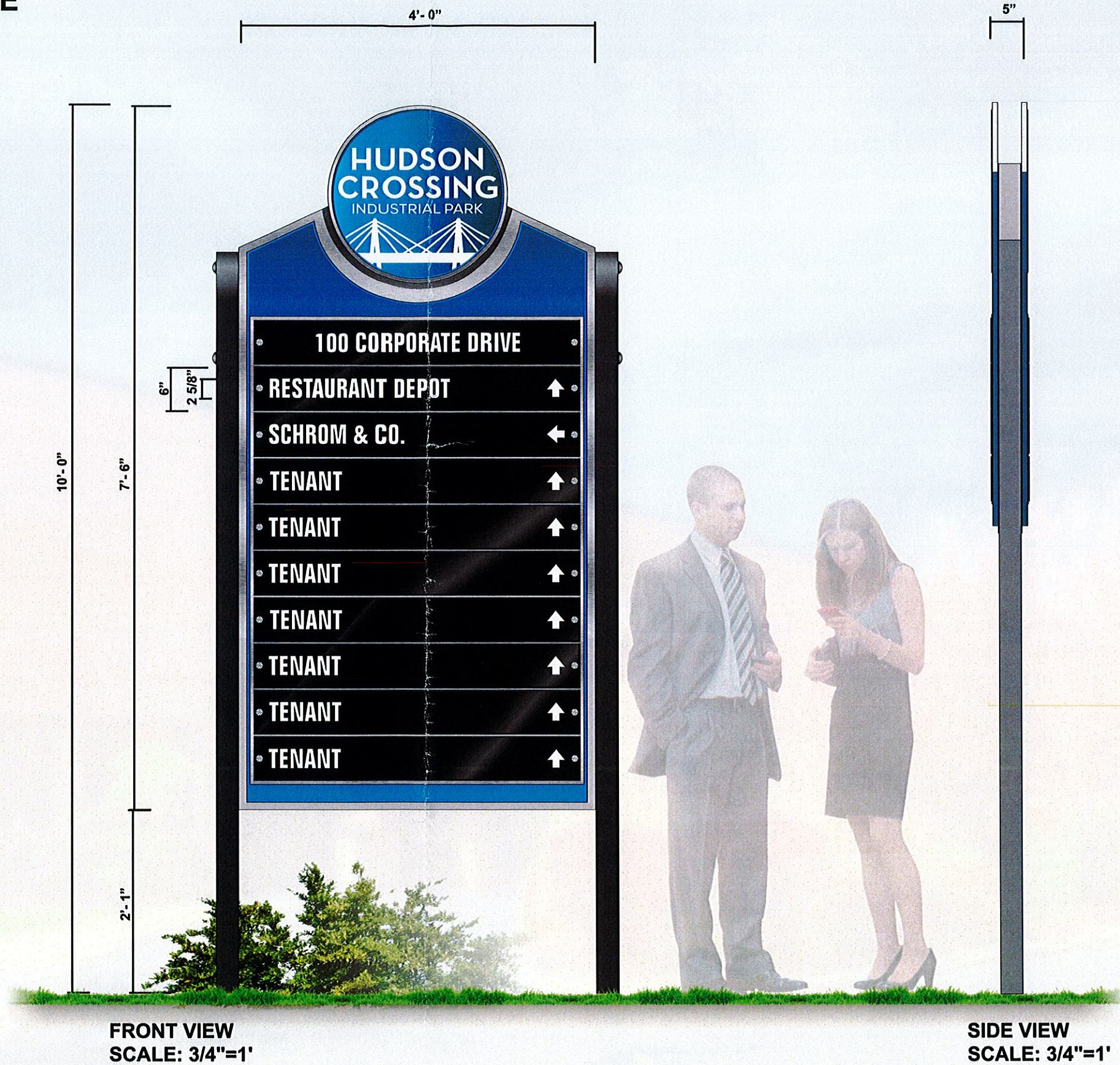
SIGN LOCATION
SCALE: NTS

SPECIFICATIONS

- SIGN POSTS W/ PAINTED DARK GRAY FINISH.
- PAINTED BLUE SIGN PANEL W/ PAINTED SILVER EDGE.
- PAINTED BLACK TENANT PANELS W/ WHITE REFLECTIVE VINYL COPY APPLIED 1ST SURFACE. BRUSHED SILVER DECORATIVE MOUNTING HARDWARE
- CIRCULAR LOGO MOUNTED TO TOP OF SIGN. VINYL GRAPHICS W/ PAINTED SILVER FRAME.



EVENING VIEW - NOT SITE SPECIFIC
SCALE: NTS



FRONT VIEW
SCALE: 3/4"=1'

SIDE VIEW
SCALE: 3/4"=1'

HUDSON CROSSING
INDUSTRIAL PARK

5597-5599 Tulip Street
Philadelphia, PA 19135

forman signs

10447 Drummond Rd, Philadelphia, PA 19154
215-827-6500 • 215-827-6501 Fax

4-26-21

REVISIONS

NO.	DESCRIPTION

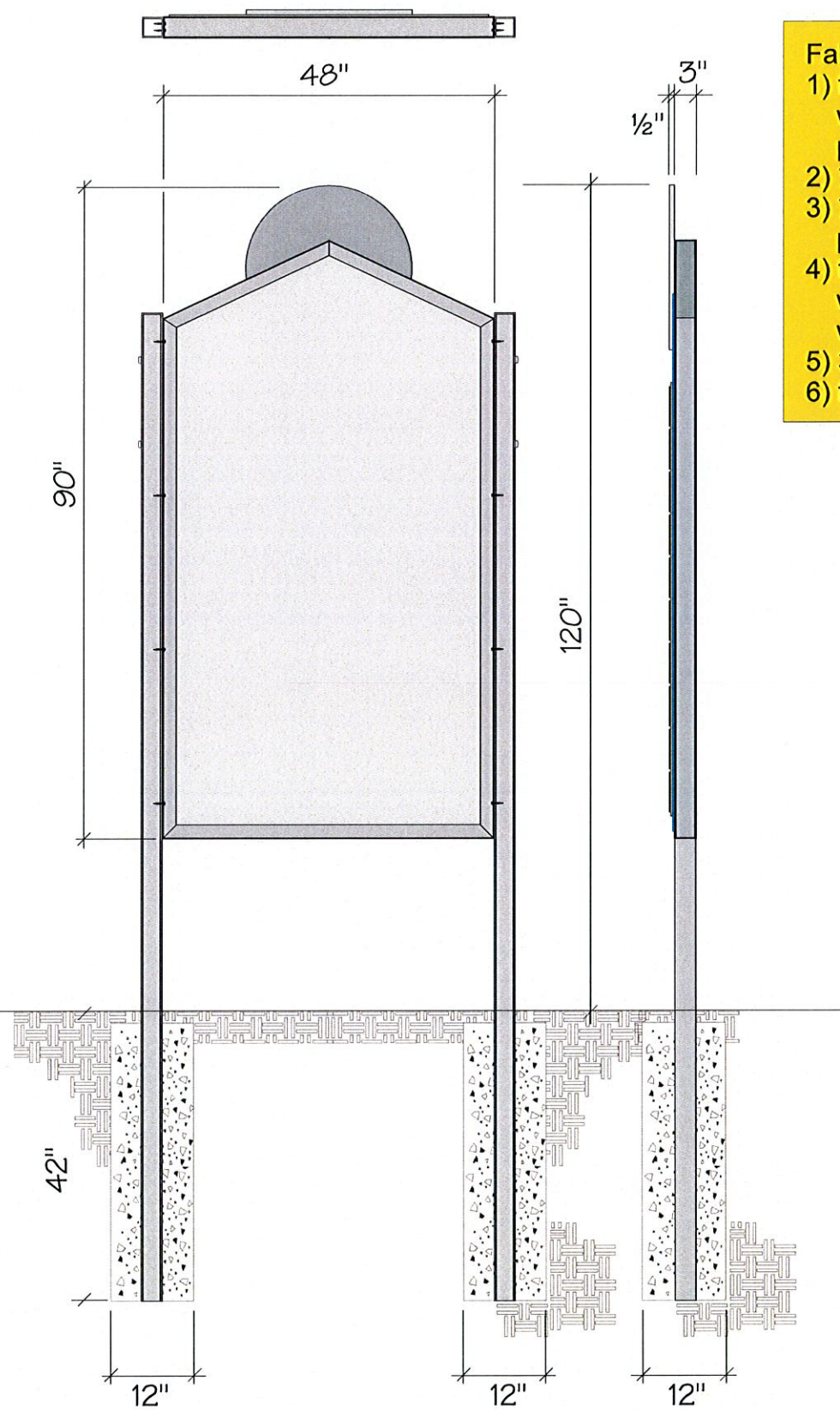
FILE: HUDSON CROSSING EXTERIOR SIGNAGE

SCALE: AS NOTED

DRAWN BY: JM

SF DIRECTIONAL - LARGE

FIELD SURVEY REQUIRED SQUARE FOOTAGE: 30 SQ. FT



- Fabricated aluminum directional sign:
- 1) fabricated alum. cabinet - .080" alum. faces w/ alum. "C" channel frame attached to sq. tube posts w/ 1/4" Quick Bolts
 - 2) 1/4" ACM overlay - blue adhered to alum. cabinet
 - 3) 1/2" thick logo applique decorated w/ digitally printed logo - adhered to sign face
 - 4) tenant panels attached to sign face w/ decorative fasteners & decorated w/ white reflective vinyl graphics
 - 5) 3" sq. aluminum posts w/ alum. caps
 - 6) footings - 3000 psi

Scale: 1/2" = 1' - 0"

HUDSON CROSSING
INDUSTRIAL PARK

5597-5599 Tulip Street
Philadelphia, PA 19135

forman signs

10447 Drummond Rd, Philadelphia, PA 19154
215-827-6500 • 215-827-6501 fax

DATE: 4-26-21

REVISIONS

FILE: HUDSON
CROSSING EXTERIOR
SIGNAGE

SCALE: AS NOTED

DRAWN BY: